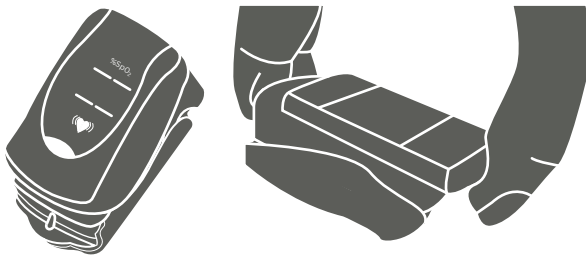


VRI CareConnect

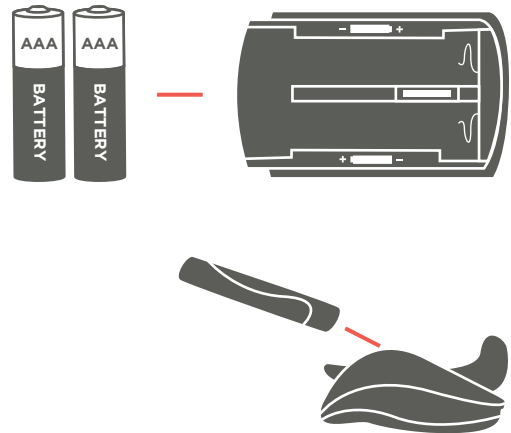
Vitals Monitoring

Pulse Oximeter (if applicable)

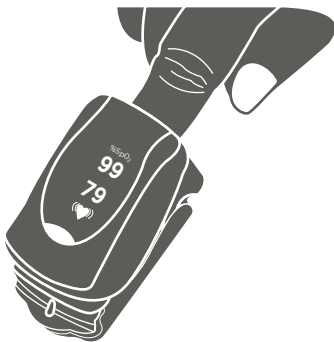
- 1 After unpacking the device, turn it over to access the battery compartment. To open, put your fingers on either end of the device, squeeze and lift.



- 2 Insert the batteries and place the compartment lid back on the device.



- 3 Insert your clean, dry index finger into the device. You will know it is done when the segments (:) stops flashing on the display.



- 4 The Vitals Communicator will acknowledge the pulse oximeter and transmit the readings.



- 5 Once you have set up all units applicable to you, please call our Vitals Monitoring Team at [1-888-875-0976](tel:1-888-875-0976) then press "1" to make sure your readings were received.