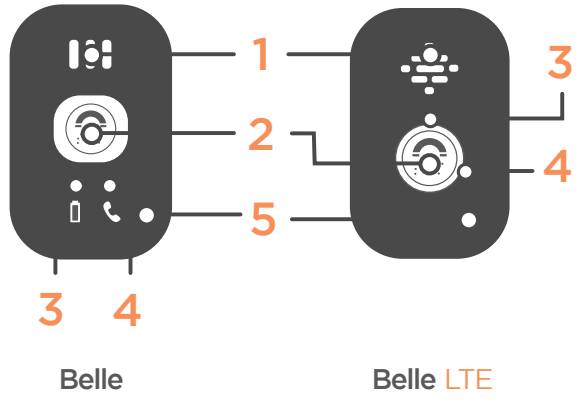


Meet your new mPERS

- 1 Speaker**
Used to hear the Care Center
- 2 Help Button**
Press to send emergency alarms to the Care Center
- 3 Battery Light**
The light will blink red when device is in the charging cradle. Once completely charged, the red light will remain solid
- 4 Call Light**
The light will turn blue when making a call
- 5 Microphone**
Used to communicate with the Care Center



1400 Commerce Center Drive
Franklin, OH 45005

V03042019

If you know someone who could use our assistance, call us at **1-800-860-4230** or log on to **www.vricares.com** for more information on our products and services.

Belle & Belle LTE

Instructions

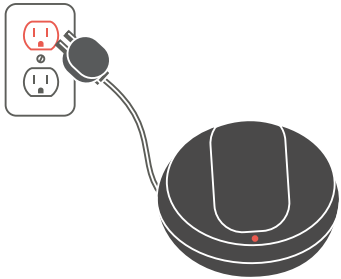
mobile medical alert systems



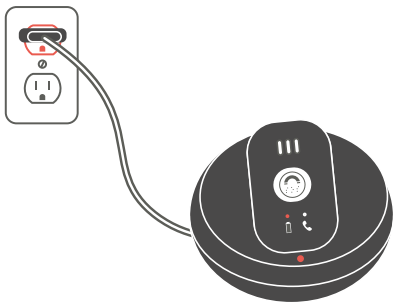
Belle & Belle LTE

Instruction Guide

1 Plug the mPERS charging cradle into a power outlet. Make sure that the outlet is **NOT** operated by a light switch or a power strip. A red light on the cradle will light up.



2 Place the mPERS pendant into the charging cradle. The red battery light will flash as the unit charges. The red light on the unit will be solid when fully charged.



3 Once charged, put on your pendant. **Press and hold** your help button until the blue call light comes on. Your mPERS unit is now calling the Care Center.




4 The Care Center will talk to you through your unit. Let us know you are a new client testing your unit!



You're going places. Take us with you.






Belle is a lightweight, two-way communication pendant with a long lasting battery that gives you up to 30 days of coverage in one charge!

 It is important to **test your device monthly** to ensure device is working properly. Before you test your unit, make sure it is **completely charged**.

 Belle and Belle LTE are **water-resistant** and can even be worn in the shower.

If you have any questions or are in need of assistance, do not hesitate to call us at **1-800-860-4230**.

Belle & Belle LTE Light Guide

Battery Light		Blinking	Charging (on charging cradle)
		Solid	Fully Charged (on charging cradle)
Call Light		Blinking	Blinking every 5 seconds after a call, or while charging is normal
		Solid	Call is in progress
Both		Off/Sleep	After 5 minutes of inactivity