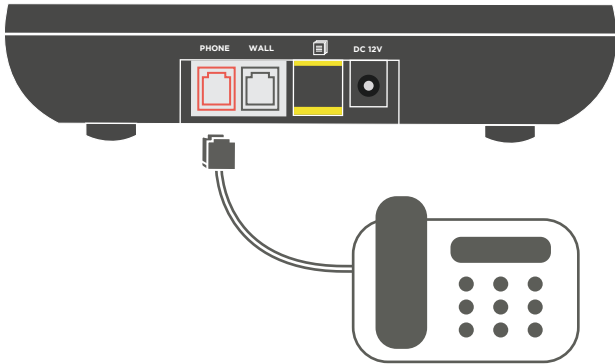


Quick Install

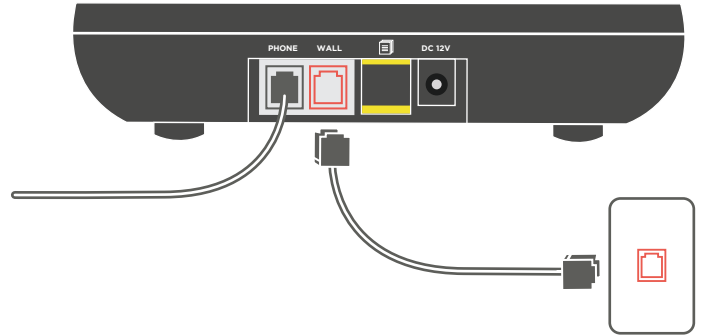
CL32 Emergency Response System

Welcome to your new personal emergency response system (PERS).
If you have any questions or in need of assistance, do not hesitate to call us at 1-800-860-4230.

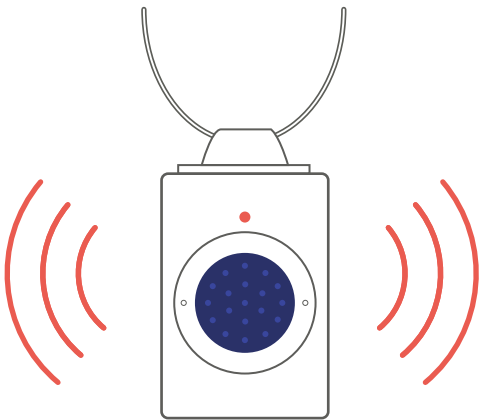
- 1 If your home telephone is already plugged into a telephone outlet, remove the telephone cord from the outlet to insert in the CL32 PERS jack labeled **PHONE**.



- 2 Connect the provided telephone cord into the CL32 PERS jack labeled **WALL**. Insert the other end of the telephone cord into your home telephone wall jack.



- 3 Locate and put on your CL32 PERS pendant. **Press** your help button to activate your PERS unit.



- 4 The Care Center will talk to you from your PERS unit. Let us know you are a new client testing your unit!



✦ If the Care Center does NOT respond within 2 minutes, call 1-800-860-4230 for technical assistance.