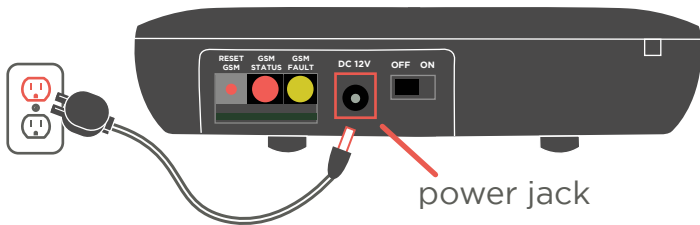


Quick Install


CL52 Emergency Response System

Welcome to your new personal emergency response system (PERS). If you have any questions or in need of assistance, do not hesitate to call us at [1-800-860-4230](tel:1-800-860-4230).

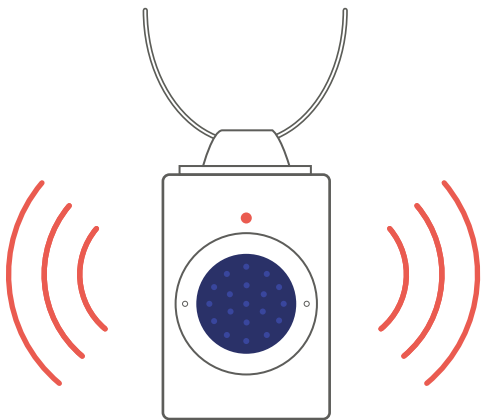
- 1 Connect the power cord into the back of the unit, and then plug the power cord into a power outlet. Make sure the outlet is **NOT** operated by a light switch or a power strip.



- 2 Switch the ON/OFF switch to the **ON** position and wait for the red GSM Status light to start blinking.



- 3 Locate and put on your CL52 PERS pendant. **Press** your help button to activate your PERS unit.



- 4 The Care Center will talk to you from your PERS unit. Let us know you are a new client testing your unit!



✦ If the Care Center does NOT respond within 2 minutes, call [1-800-860-4230](tel:1-800-860-4230) for technical assistance.