


VRI CareConnect

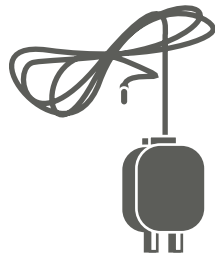
Vitals Monitoring

Care Pod (if applicable)

1. Unpack the Care Pod equipment. (shown below)

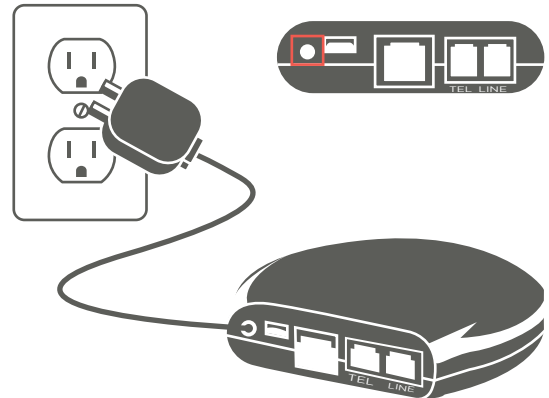


Ethernet Cord

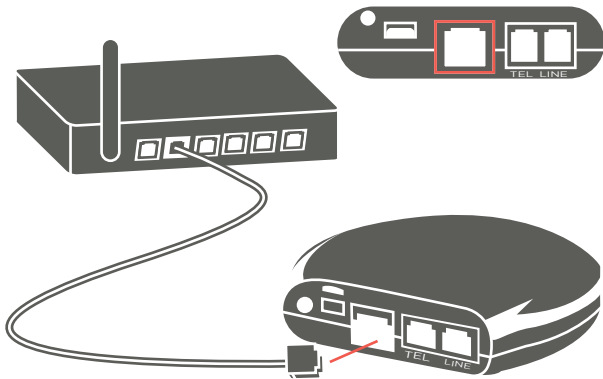


Power Cord

2. Plug the power cable into the back of the Care Pod. Then plug the other end into a power outlet.



3. Plug the provided ethernet cord into the "LAN" port on the back of the Care Pod. Plug the other end into the ethernet port in your home modem.



4. Once you have set up all units applicable to you, please call our Vitals Monitoring Team at [1-888-875-0976](tel:1-888-875-0976) then press "1" to make sure your readings were received.

Care Pod Lights



CONNECT
Red light will remain on at all times.

TRANSMIT
Red light will turn on when sending reading.

ON
Red light will remain on at all times.

