

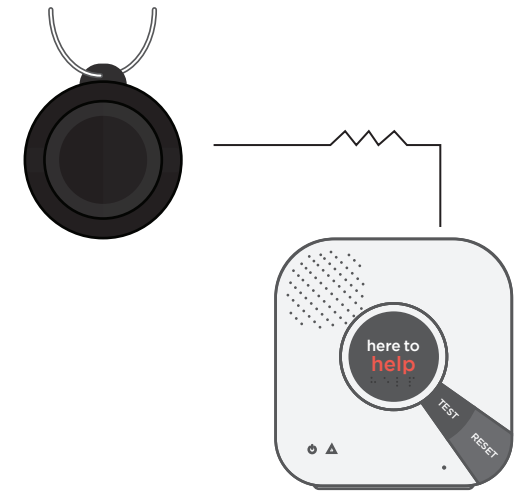
here
to
help.

DIGITAL PERS

If you know someone who could use our assistance, call us at **1-800-860-4230** or log on to **www.vricares.com** for more information on our products and services.

VRI Connect
Medical Alert Systems

Device Pairing Instructions



Here to **help** you set up your unit

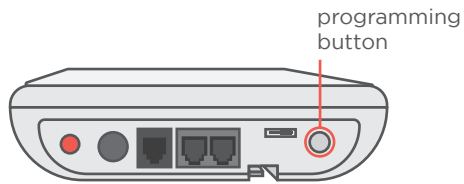
At VRI, we are always happy to hear from you. We are open 24 hours a day, 7 days a week, 365 days a year. Our care representatives are always ready to take your call.

VRI
1400 Commerce Center Drive
Franklin, OH 45005


V9232020



- 1** Press and hold the programming button on your unit.



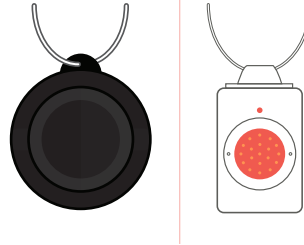
- 2** The unit will begin to “Beep”. Keep hold of the button until you hear a double beep.



- 3** The unit will say “Release the button. Ready to learn sensor, press sensor button”.



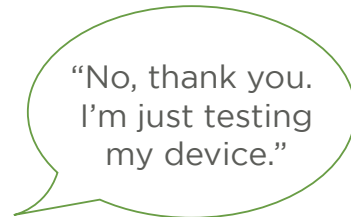
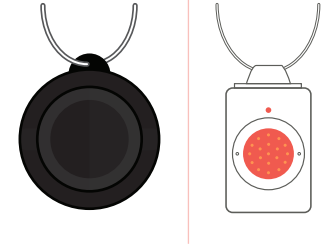
- 4** Press your pendant button. The unit will now say “Emergency button learned”. (Pendants may vary.)



- 5** Press the programming button to exit mode. The unit will say “We are now in normal operation mode”.



- 6** **Press** the pendant to contact the Care Center to ensure your device is working properly.



- 7** **All Set!** If you need assistance, please reach out to our **Technical Care Team** at: **1-800-860-4230** and then press “1”.