


Quick Install

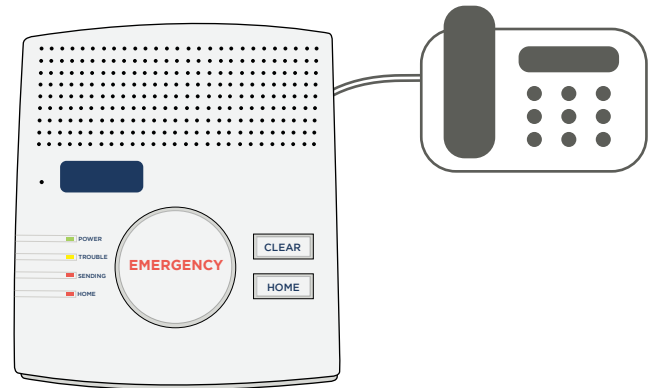
Linear 2400 Emergency Response System

Welcome to your new personal emergency response system (PERS). If you have any questions or in need of assistance, do not hesitate to call us at [1-800-860-4230](tel:1-800-860-4230).

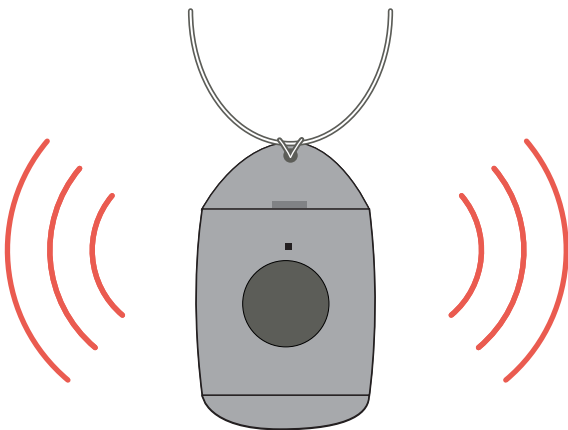
- 1 Connect the power cord to the bottom of the unit and plug it into a power outlet. Make sure that the outlet is **NOT** operated by a light switch or a power strip. Connect the phone cord attached to the unit into a telephone wall jack.



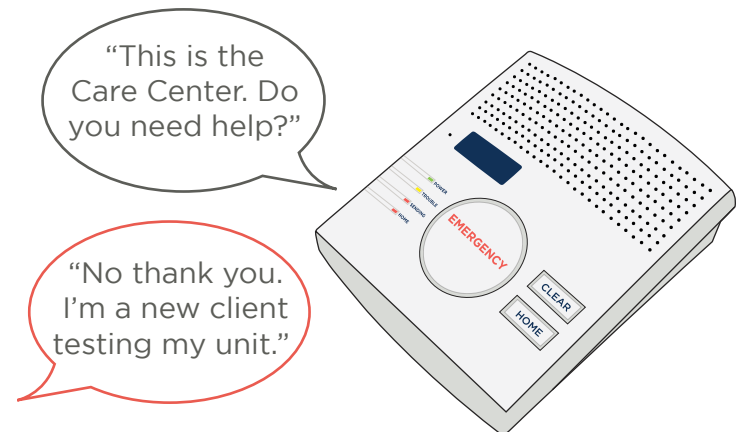
- 2 Turn the unit on. If your home phone is already plugged into a telephone outlet, remove the telephone cord from the outlet to insert in the PERS jack labeled **PHONE**.




- 3 Locate and put on your Linear 2400 PERS pendant. **Press** your help button to activate your PERS unit.



- 4 The Care Center will talk to you from your Linear 2400 PERS unit. Let us know you are a new client testing your unit!



 If the Care Center does NOT respond within 2 minutes, call [1-800-860-4230](tel:1-800-860-4230) for technical assistance.