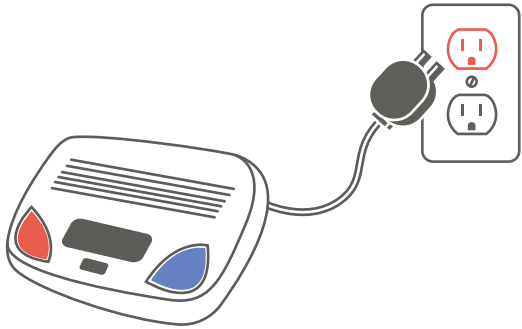


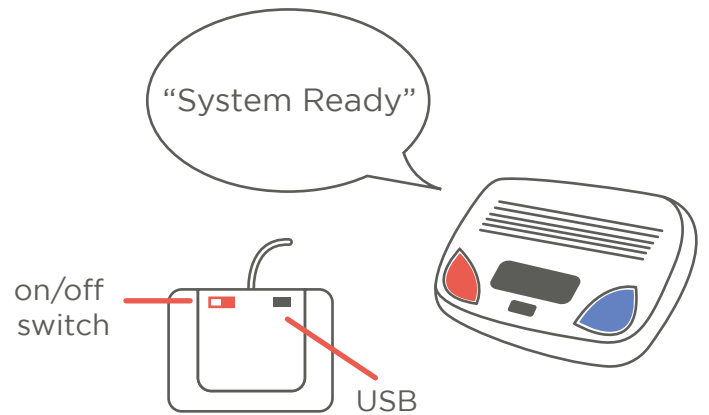
Quick Install

MobileHelp Communicator


- 1 Connect the power cord into a power outlet. Make sure that the outlet is **NOT** operated by a light switch or a power strip.



- 2 Turn the MobileHelp Communicator over to slide the power switch to **ON**. Wait for the unit to announce “System Ready” to proceed.



- 3 Use the provided medical device. The status screen will display the reading and it will audibly announce over the speaker.



The MobileHelp Hub will now send the reading to the Care Center. Once the reading is sent the status screen will return to normal operation.

- 4 Once you have set up all units applicable to you, please call our Vitals Monitoring Team at **1-888-875-0976** then press “1” to make sure your readings were received.

