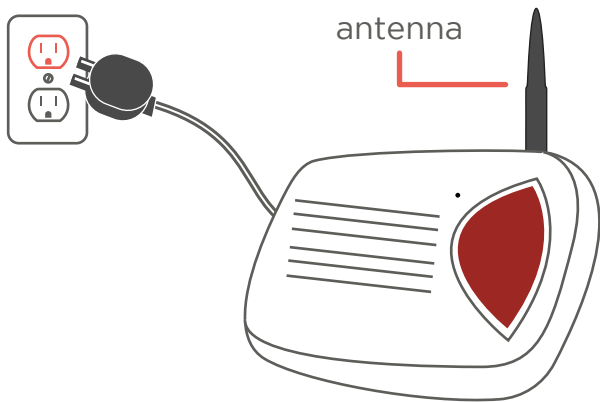


# Quick Install

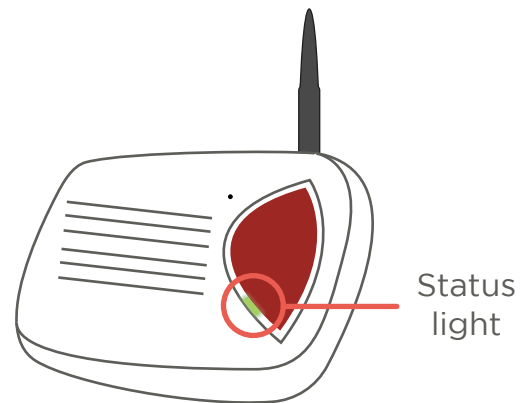
## MXD-3G Emergency Response System

Welcome to your new personal emergency response system (PERS). If you have any questions or in need of assistance, do not hesitate to call us at [1-800-860-4230](tel:1-800-860-4230).

- 1 Connect the MXD-3G to a power outlet and move the antenna to the upright position. Make sure the outlet is **NOT** operated by a light switch or a power strip.



- 2 The MXD-3G will say, "System Initializing" and the status light will flash red. Once the Status light turns **green**, it will be ready to test.




- 3 Locate and put on your MXD-3G PERS pendant. **Press** your help button to activate your PERS unit.



- 4 The Care Center will talk to you from your PERS unit. Let us know you are a new client testing your unit!



 If the Care Center does NOT respond within 2 minutes, call [1-800-860-4230](tel:1-800-860-4230) for technical assistance.