


Quick Install

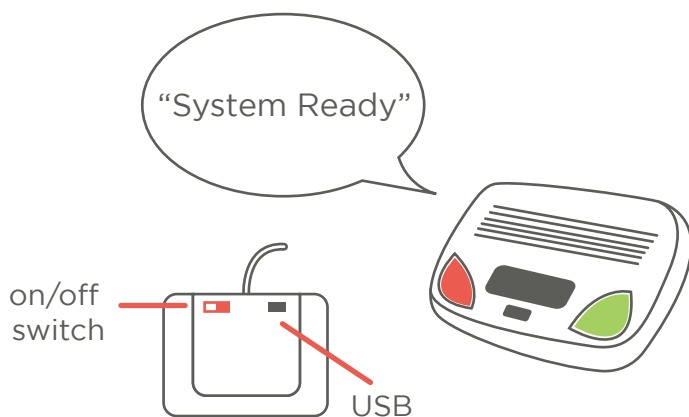
MobileHelp Emergency Response System

Welcome to your new personal emergency response system (PERS). If you have any questions or in need of assistance, do not hesitate to call us at [1-800-860-4230](tel:1-800-860-4230).

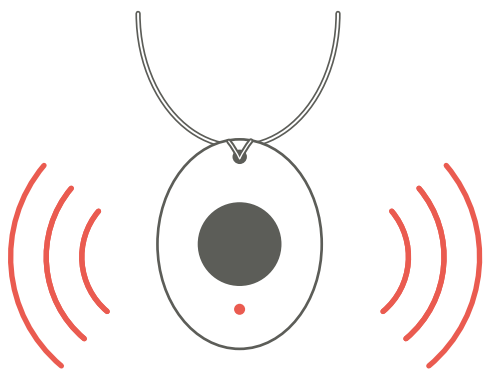
- 1 Connect the power cord into a power outlet. Make sure that the outlet is **NOT** operated by a light switch or a power strip.



- 2 Turn the MobileHelp PERS unit over to slide the power switch to **ON**. Wait for the unit to announce “System Ready” to proceed.




- 3 Locate and put on your MobileHelp PERS pendant. **Press** your help button to activate your PERS unit.



- 4 The Care Center will talk to you from your MobileHelp PERS unit. Let us know you are a new client testing your unit!



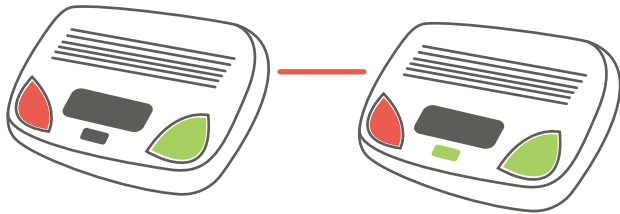
 If the Care Center does NOT respond within 2 minutes, call [1-800-860-4230](tel:1-800-860-4230) for technical assistance.

Monthly Test

MobileHelp Emergency Response System

Please test your MobileHelp PERS unit monthly to ensure your unit is working properly.

- 1 Press and hold the **TEST** button on the MobileHelp PERS unit until it lights up green.



- 2 The MobileHelp PERS unit will then instruct you to press your help button.



- 3 The MobileHelp PERS unit will then announce "Test call sent to emergency response center".



- 4 If the test is successful, the unit will announce "Thank you for testing your device".



✦ If it is not successful it will announce "User auto-test failed, please contact Technical Support." If this occurs, call [1-800-860-4230](tel:1-800-860-4230).