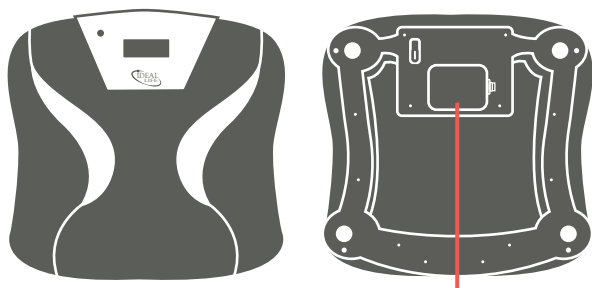


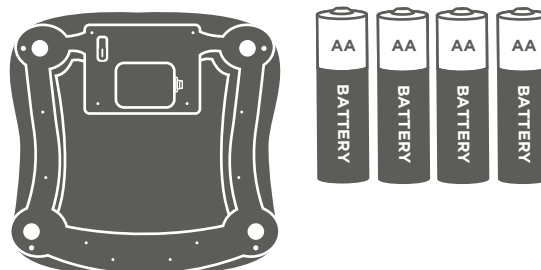
## Weight Scale (if applicable)

- 1 Turn weight scale upside down. Open battery door using the plastic tab as seen below.

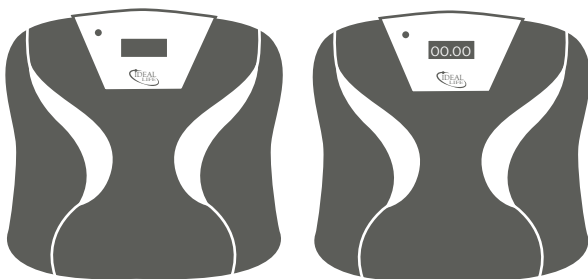


Battery Door

- 2 Insert **4 AA batteries**. Then flip weight scale back over and place on a hard, flat surface (tile or wood).



- 3 With your foot, gently tap the gray button on the bottom of the scale. The scale will display 0's.



Gray Button

- 4 Step on the scale to take your weight. Your weight will be displayed on the screen.



- 5 A blue light will flash indicating it is preparing to send the reading. When the blue light turns solid it is transmitting your readings via Cell Pod.



- 6 Once you have set up all units applicable to you, please call our Vitals Monitoring Team at **1-888-875-0976** then press "1" to make sure your readings were received.