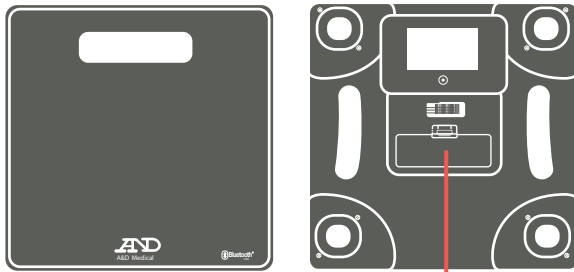


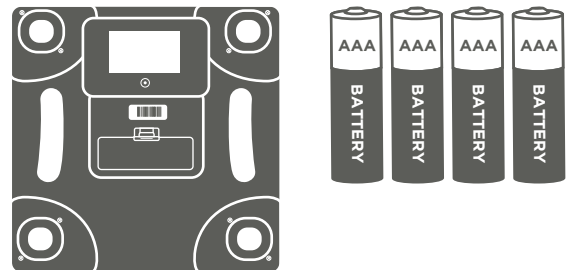
## Weight Scale (if applicable)

- 1 Turn weight scale upside down. Open battery door using the plastic tab as seen below.

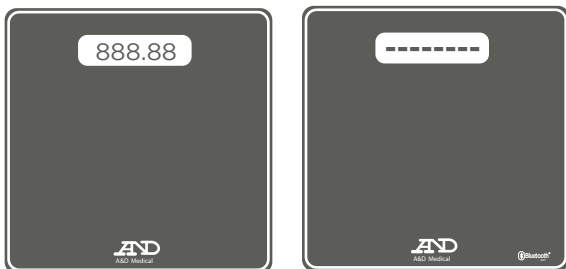


Battery Door

- 2 Insert **4 AAA batteries**. Then flip weight scale back over and place on a hard, flat surface (tile or wood).



- 3 Step on scale. Scale will show **8's** then **dashes (---)**.



- 4 Scale will display **"Step Off"**.



- 5 Your weight will be displayed on the weight screen and will automatically transmit your reading(s) via the 2Net Communicator.

- 6 Once you have set up all units applicable to you, please call our Vitals Monitoring Team at **1-888-875-0976** then press **"1"** to make sure your readings were received.